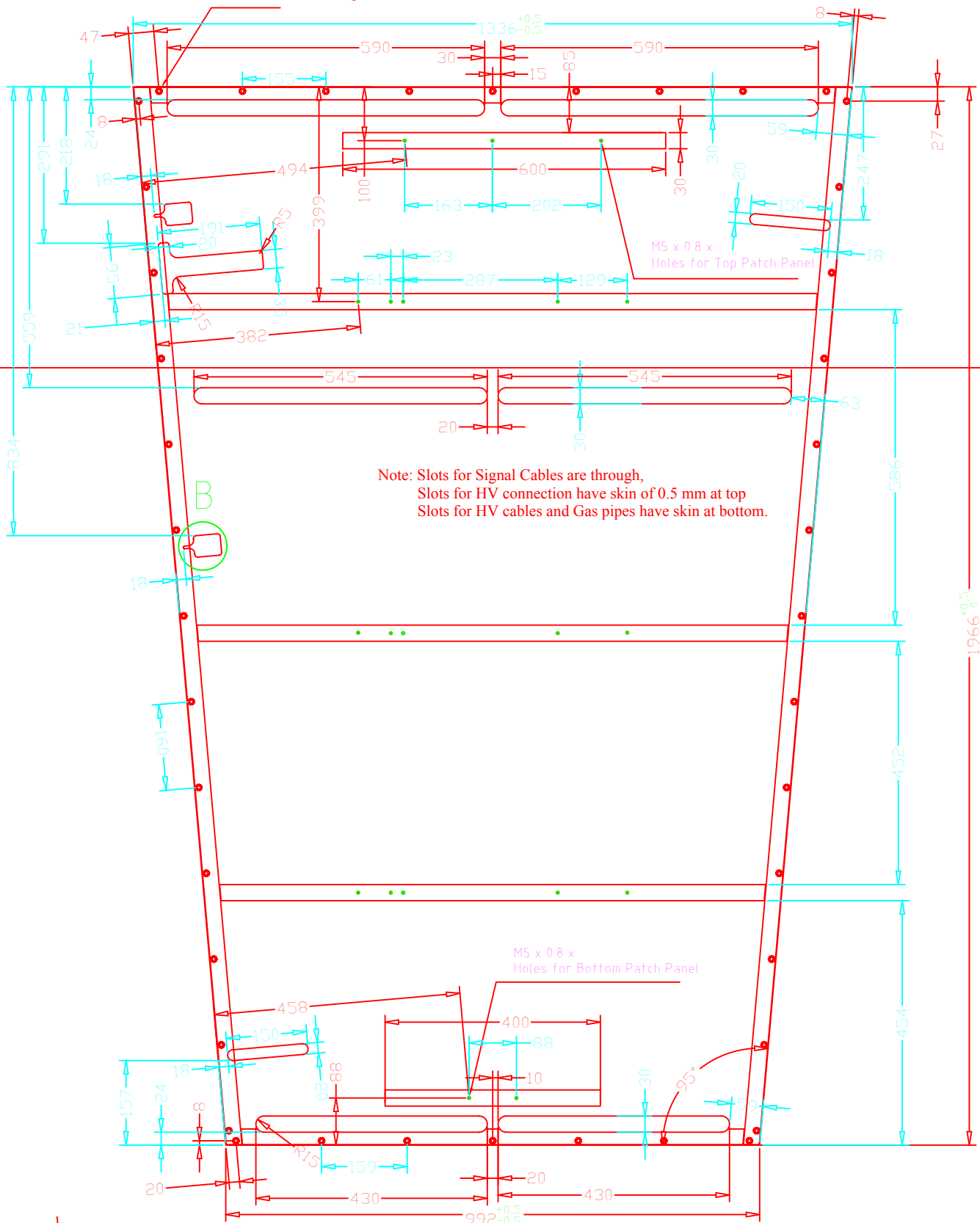


42 holes of $\varnothing 6$,
 8 mm from all the four edges,
 $\varnothing 12 \times 90^\circ$
 $\varnothing 6$
 155 mm apart at Top and 159 mm apart at Bottom,
 160 mm apart on both sides, as shown.

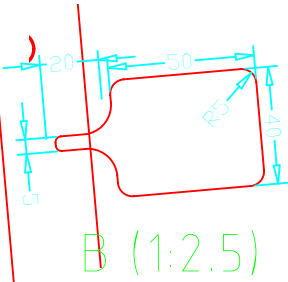


Note: Slots for Signal Cables are through,
 Slots for HV connection have skin of 0.5 mm at top
 Slots for HV cables and Gas pipes have skin at bottom.

M5 x 0.8 x
 Holes for Bottom Patch Panel

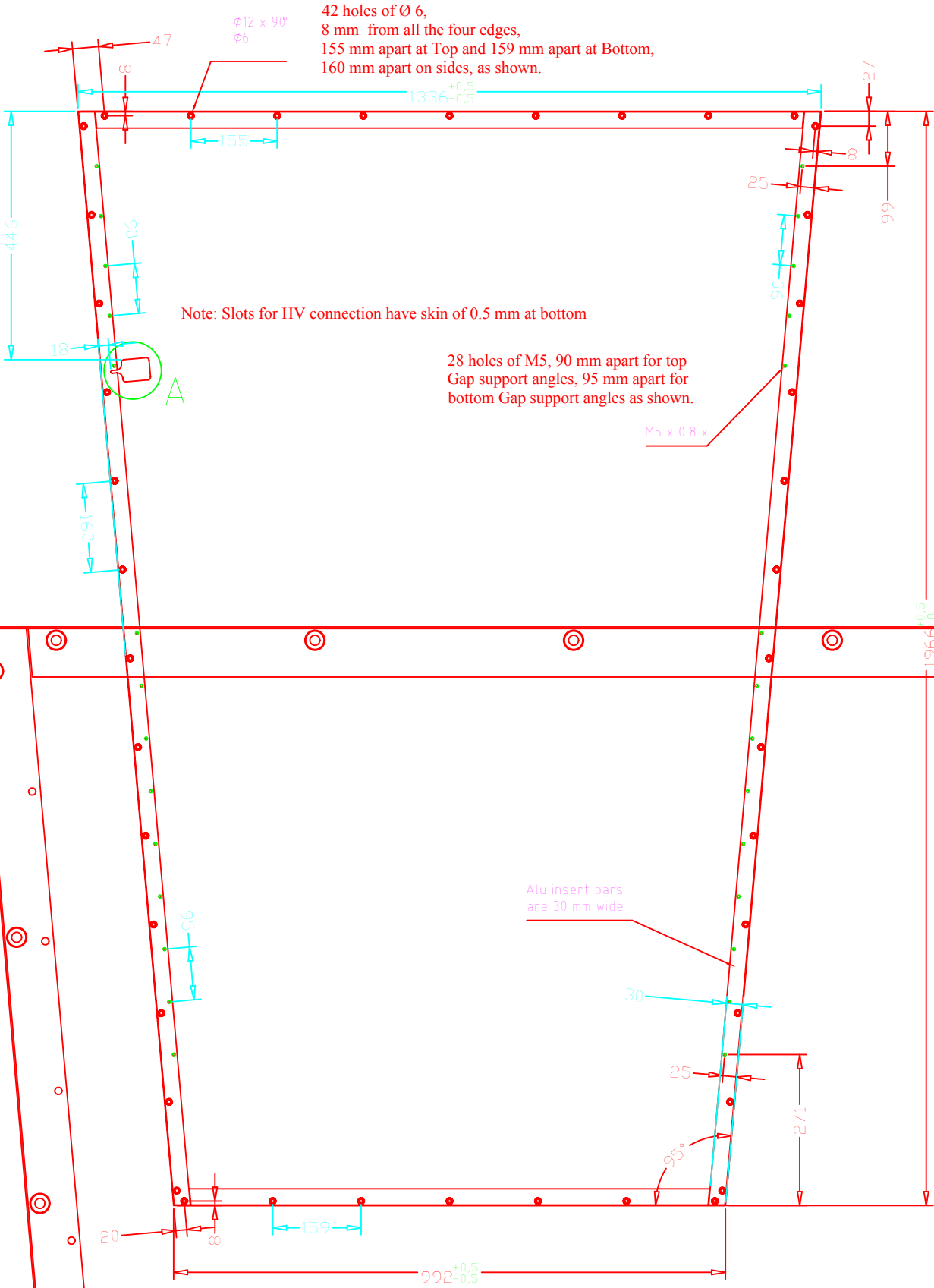
Note: Drawing is such that we are
 looking at the top panel from
 outside the chamber

Tolerance: ± 0.1 mm unless otherwise specified



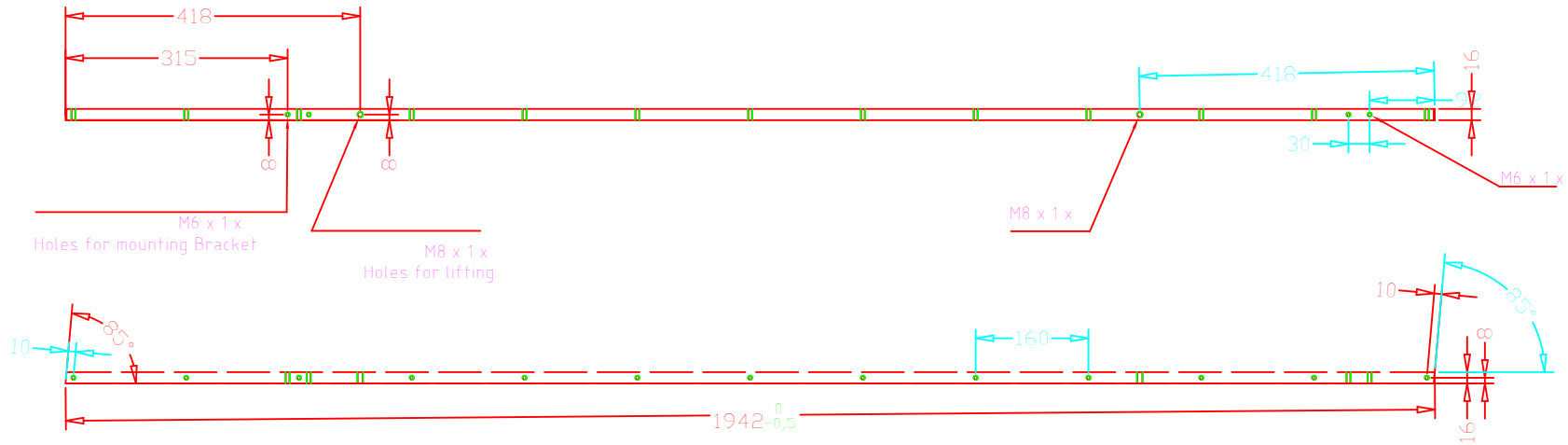
 ASME APPLIES EXCEPT AS NOTED: UNITS ARE: mm SURFACE FINISH 2 PLACE DECIMAL ± 0.01 1 PLACE DECIMAL ± 0.05 0 PLACE DECIMAL ± 0.1 ANGULAR TOLS $\pm 0.5^\circ$	DRAWN: JAJ CHK'D: MSK APPR'D: Walter NO REQ'D: 01	MATERIAL: Al Honey Comb TITLE: RPC RE2/3 PART NAME: Top Panel	GROUP: NCP
	Scale: FULL Date: 01-10-2004		USED ON: 000-00-A4-Rv00-MSH Drawing No: 101-01-A4-Rv00-MSH REV: 00

**National Centre for Physics (NCP)
 Quaid-e-Azam University Islamabad**



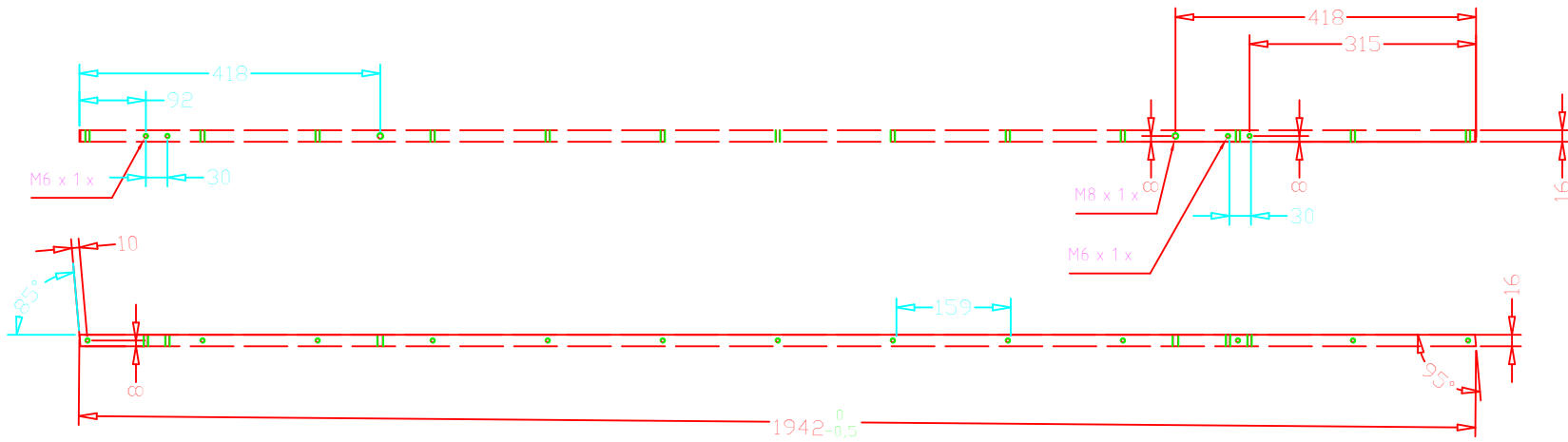
Tolerance: ± 0.1 mm unless otherwise specified

 ASME APPLIES EXCEPT AS NOTED: UNITS ARE: mm SURFACE FINISH 125 2 PLACE DECIMAL ± 0.01 1 PLACE DECIMAL ± 0.05 0 PLACE DECIMAL ± 0.1 ANGULAR TOLS $\pm 0.5^\circ$	DRAWN: JAJ CHK'D: MSK APPR'D: Walter NO REQ'D: 01	MATERIAL: Al Honey Comb GROUP: NCP TITLE: RPC RE2/3 PART NAME: Bottom Panel National Centre for Physics (NCP) Quaid-e-Azam University Islamabad	Scale: FULL Date: 01-10-2004	USED ON: 000-00-A4-Rv00-MSH Drawing No: 101-01-A4-Rv00-MSH REV: 00



Left Side Bar

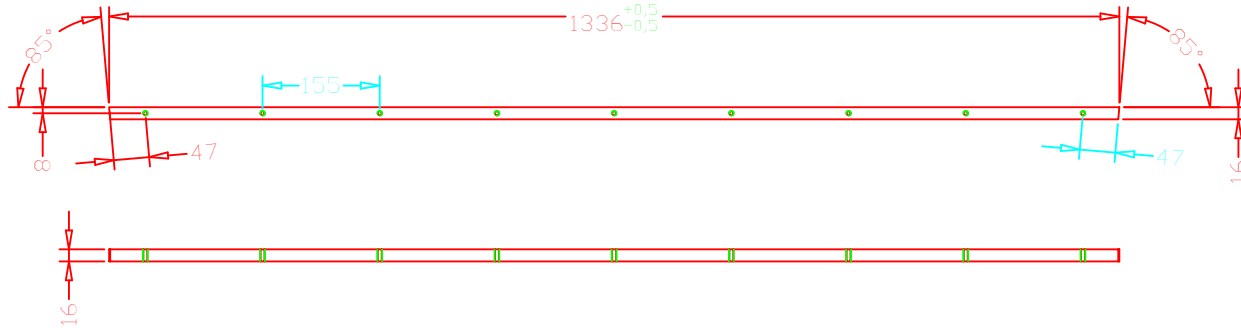
Note:
All these dimensions are with reference to bar.
16 mm must be added if the reference is with respect to chamber.



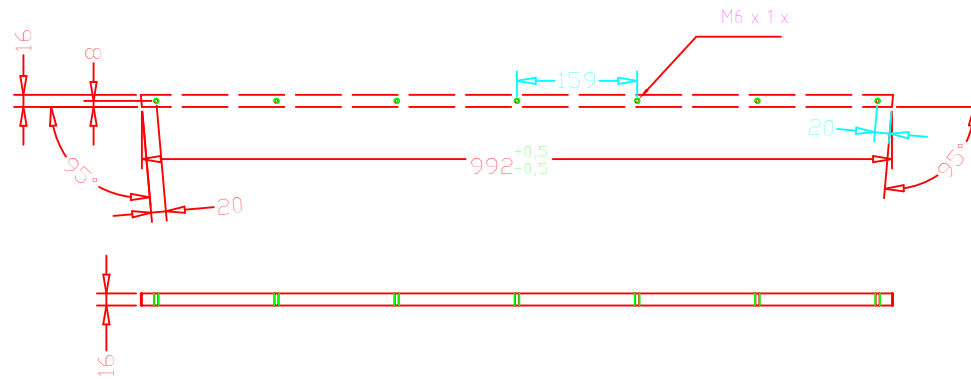
Right Side Bar

Tolerance: ± 0.1 mm unless otherwise specified

	DRAWN	JAJ	MATERIAL	AI	GROUP	NCP
	CHK'D	MSK	TITLE	RPC RE2/3		
EXCEPT AS NOTED: UNITS ARE: mm	APPR'D	Walter	PART	Side Bars		
SURFACE 125/ FINISH	NO REQ'D	01	NAME:	National Centre for Physics (NCP) Quaid-e-Azam University Islamabad		
2 PLACE DECIMAL ± 0.01 1 PLACE DECIMAL ± 0.05 0 PLACE DECIMAL ± 0.1 ANGULAR TOLS $\pm 0.5^\circ$	Scale	FULL	USED ON	Drawing No	REV	
	Date	01-10-2004	000-00-A4-Rv00-MSI	101-01-A4-Rv00-MSH	00	



Top Bar



Bottom Bar

Tolerance: ± 0.1 mm unless otherwise specified

	DRAWN	JAJ	MATERIAL	Al	GROUP	NCP
	CHK'D	MSK	TITLE	RPC RE2/3		
EXCEPT AS NOTED:	APPR'D	Walter	PART	Top & Bottom Bars		
UNITS ARE: mm	NO REQ'D	01	NAME:	National Centre for Physics (NCP)		
SURFACE FINISH			Quaid-e-Azam University Islamabad			
2 PLACE DECIMAL ± 0.01	Scale	FULL	USED ON	Drawing No	REV	
1 PLACE DECIMAL ± 0.05	Date	01-10-2004	000-00-A4-Rv00-MSI	101-01-A4-Rv00-MSH	00	
0 PLACE DECIMAL ± 0.1						
ANGULAR TOLS $\pm 0.5^\circ$						